

CANVASS OF SPECIAL ELECTION

I, Tonya Ritchie, Lamb County Clerk/Elections Officer
(name) (office)
of Lamb County, Texas, met with the Lamb County Commissioner's Court
(political subdivision holding election) (body acting as canvassing board)
sitting as the canvassing board to canvass the SPECIAL election of November 5th, 2019
on November 18th, 2019 at Littlefield, Texas.

I certify that the figures on the tally sheets correspond with the figures on the returns.
Witness my hand this 18th day of November, 2019.

Tonya Ritchie
Presiding Officer of Canvassing Authority



AW9-1.

Prescribed by Secretary of State

Sections 67.00(b)(2) and 87.1231, Texas Election Code

3/07

SUMMARY OF PRECINCT RETURNS


I, the undersigned, the presiding officer of the canvassing authority for SPECIAL Election, held on the 5th day of November, 2019, LAMB County, Texas do hereby certify that the following is a total of all votes received by each candidate and votes received "for" and "against" each measure as shown by the precinct returns. I further certify that the following vote totals include early voting votes by precinct received under Section 87.1231 of the Texas Election Code.

Name of Precinct	Name of Measure	Total Votes Received
PRECINCTS #1 AND #5 (Olton, TX)		TOTAL BALLOTS CAST = 249
	State of Texas Proposition 1	FOR = 97 AGAINST = 148
	State of Texas Proposition 2	FOR = 163 AGAINST = 81
	State of Texas Proposition 3	FOR = 205 AGAINST = 40
	State of Texas Proposition 4	FOR = 207 AGAINST = 39
	State of Texas Proposition 5	FOR = 208 AGAINST = 36
	State of Texas Proposition 6	FOR = 158 AGAINST = 85
	State of Texas Proposition 7	FOR = 207 AGAINST = 37
	State of Texas Proposition 8	FOR = 162 AGAINST = 81
	State of Texas Proposition 9	FOR = 128 AGAINST = 113
	State of Texas Proposition 10	FOR = 219 AGAINST = 27
PRECINCTS #2, #6, #7/8 AND #9 (Littlefield, TX)		TOTAL BALLOTS CAST = 568
	State of Texas Proposition 1	FOR = 202 AGAINST = 360
	State of Texas Proposition 2	FOR = 350 AGAINST = 208
	State of Texas Proposition 3	FOR = 462 AGAINST = 94
	State of Texas Proposition 4	FOR = 459 AGAINST = 102
	State of Texas Proposition 5	FOR = 486 AGAINST = 77
	State of Texas Proposition 6	FOR = 344 AGAINST = 215
	State of Texas Proposition 7	FOR = 451 AGAINST = 110
	State of Texas Proposition 8	FOR = 395 AGAINST = 163
	State of Texas Proposition 9	FOR = 308 AGAINST = 245
	State of Texas Proposition 10	FOR = 524 AGAINST = 36


Name of Precinct	Name of Measure	Total Votes Received
PRECINCTS #3 AND #12 (Springlake/Earth, TX)		TOTAL BALLOTS CAST = 146
	State of Texas Proposition 1	FOR = 38 AGAINST = 107
	State of Texas Proposition 2	FOR = 61 AGAINST = 80
	State of Texas Proposition 3	FOR = 112 AGAINST = 31
	State of Texas Proposition 4	FOR = 132 AGAINST = 12
	State of Texas Proposition 5	FOR = 122 AGAINST = 21
	State of Texas Proposition 6	FOR = 81 AGAINST = 60
	State of Texas Proposition 7	FOR = 113 AGAINST = 30
	State of Texas Proposition 8	FOR = 68 AGAINST = 75
	State of Texas Proposition 9	FOR = 70 AGAINST = 64
	State of Texas Proposition 10	FOR = 130 AGAINST = 13
PRECINCTS #4 AND #11 (Sudan, TX)		TOTAL BALLOTS CAST = 138
	State of Texas Proposition 1	FOR = 59 AGAINST = 78
	State of Texas Proposition 2	FOR = 85 AGAINST = 50
	State of Texas Proposition 3	FOR = 117 AGAINST = 16
	State of Texas Proposition 4	FOR = 121 AGAINST = 17
	State of Texas Proposition 5	FOR = 125 AGAINST = 12
	State of Texas Proposition 6	FOR = 97 AGAINST = 40
	State of Texas Proposition 7	FOR = 102 AGAINST = 32
	State of Texas Proposition 8	FOR = 87 AGAINST = 46
	State of Texas Proposition 9	FOR = 78 AGAINST = 55
	State of Texas Proposition 10	FOR = 126 AGAINST = 10

Name of Precinct	Name of Measure	Total Votes Received
PRECINCT #10 (Amherst, TX)	State of Texas Proposition 1	TOTAL BALLOTS CAST =84 FOR = 27 AGAINST = 56
	State of Texas Proposition 2	FOR = 45 AGAINST = 35
	State of Texas Proposition 3	FOR = 67 AGAINST = 14
	State of Texas Proposition 4	FOR = 76 AGAINST = 6
	State of Texas Proposition 5	FOR = 69 AGAINST = 13
	State of Texas Proposition 6	FOR = 38 AGAINST = 41
	State of Texas Proposition 7	FOR = 57 AGAINST = 25
	State of Texas Proposition 8	FOR = 43 AGAINST = 38
	State of Texas Proposition 9	FOR = 42 AGAINST = 37
	State of Texas Proposition 10	FOR = 72 AGAINST = 10


Dated this 18th day of November, 2019



 County Judge – Mike DeLoach




 Commissioner, Precinct #1 – Cory DeBerry



 Commissioner, Precinct #2 – Kent Lewis



 Commissioner, Precinct #3 – Danny Short



 Commissioner, Precinct #4 – Lee Logan



 Lamb County Clerk/Elections Officer – Tonya Ritchie



**Summary Results Report
Special Election**

November 5, 2019

UNOFFICIAL RESULTS

Lamb County, Texas

STATISTICS

	TOTAL	Early Voting	Election Day
Registered Voters - Total	0		
Ballots Cast - Total	1,185	268	917
Voter Turnout - Total	0.00%		

STATE OF TEXAS PROPOSITION 1

Vote For 1

	TOTAL	VOTE %	Early Voting	Election Day
For	423	36.09%	117	306
Against	749	63.91%	149	600
Total Votes Cast	1,172	100.00%	266	906
Overvotes	0		0	0
Undervotes	13		2	11

STATE OF TEXAS PROPOSITION 2

Vote For 1

	TOTAL	VOTE %	Early Voting	Election Day
For	704	60.79%	162	542
Against	454	39.21%	102	352
Total Votes Cast	1,158	100.00%	264	894
Overvotes	0		0	0
Undervotes	27		4	23

STATE OF TEXAS PROPOSITION 3

Vote For 1

	TOTAL	VOTE %	Early Voting	Election Day
For	963	83.16%	223	740
Against	195	16.84%	38	157
Total Votes Cast	1,158	100.00%	261	897
Overvotes	1		1	0
Undervotes	26		6	20

November 5, 2019

Lamb County, Texas

STATE OF TEXAS PROPOSITION 4

Vote For 1

	TOTAL	VOTE %	Early Voting	Election Day
For	995	84.97%	234	761
Against	176	15.03%	30	146
Total Votes Cast	1,171	100.00%	264	907
Overvotes	1		1	0
Undervotes	13		3	10

STATE OF TEXAS PROPOSITION 5

Vote For 1

	TOTAL	VOTE %	Early Voting	Election Day
For	1,010	86.40%	236	774
Against	159	13.60%	30	129
Total Votes Cast	1,169	100.00%	266	903
Overvotes	0		0	0
Undervotes	16		2	14

STATE OF TEXAS PROPOSITION 6

Vote For 1

	TOTAL	VOTE %	Early Voting	Election Day
For	718	61.95%	148	570
Against	441	38.05%	112	329
Total Votes Cast	1,159	100.00%	260	899
Overvotes	0		0	0
Undervotes	26		8	18

STATE OF TEXAS PROPOSITION 7

Vote For 1

	TOTAL	VOTE %	Early Voting	Election Day
For	930	79.90%	188	742
Against	234	20.10%	74	160
Total Votes Cast	1,164	100.00%	262	902
Overvotes	0		0	0
Undervotes	21		6	15

STATE OF TEXAS PROPOSITION 8

Vote For 1

	TOTAL	VOTE %	Early Voting	Election Day
For	755	65.20%	171	584
Against	403	34.80%	90	313
Total Votes Cast	1,158	100.00%	261	897
Overvotes	0		0	0
Undervotes	27		7	20

STATE OF TEXAS PROPOSITION 9

Vote For 1

	TOTAL	VOTE %	Early Voting	Election Day
For	626	54.91%	162	464
Against	514	45.09%	98	416
Total Votes Cast	1,140	100.00%	260	880
Overvotes	0		0	0
Undervotes	45		8	37

STATE OF TEXAS PROPOSITION 10

Vote For 1

	TOTAL	VOTE %	Early Voting	Election Day
For	1,071	91.77%	248	823
Against	96	8.23%	16	80
Total Votes Cast	1,167	100.00%	264	903
Overvotes	0		0	0
Undervotes	18		4	14

Summary Results Report
Special Election
November 5, 2019

UNOFFICIAL RESULTS

Lamb County

Pcts #1 and #5

STATISTICS

	TOTAL
Registered Voters - Total	0
Ballots Cast - Total	249
Ballots Cast - Blank	0
Voter Turnout - Total	0.00%

STATE OF TEXAS PROPOSITION 1

Vote For 1

	TOTAL
For	97
Against	148

STATE OF TEXAS PROPOSITION 2

Vote For 1

	TOTAL
For	163
Against	81

STATE OF TEXAS PROPOSITION 3

Vote For 1

	TOTAL
For	205
Against	40

STATE OF TEXAS PROPOSITION 4

Vote For 1

	TOTAL
For	207
Against	39

Pcts #1 and #5

STATE OF TEXAS PROPOSITION 5

Vote For 1

	TOTAL
For	208
Against	36

STATE OF TEXAS PROPOSITION 6

Vote For 1

	TOTAL
For	158
Against	85

STATE OF TEXAS PROPOSITION 7

Vote For 1

	TOTAL
For	207
Against	37

STATE OF TEXAS PROPOSITION 8

Vote For 1

	TOTAL
For	162
Against	81

STATE OF TEXAS PROPOSITION 9

Vote For 1

	TOTAL
For	128
Against	113

Summary Results Report

Special Election

November 5, 2019

UNOFFICIAL RESULTS

Lamb County

Pcts #1 and #5

STATE OF TEXAS PROPOSITION 10

Vote For 1

	TOTAL
For	219
Against	27

STATISTICS

	TOTAL
Registered Voters - Total	0
Ballots Cast - Total	568
Ballots Cast - Blank	0
Voter Turnout - Total	0.00%

STATE OF TEXAS PROPOSITION 1

Vote For 1

	TOTAL
For	202
Against	360

STATE OF TEXAS PROPOSITION 2

Vote For 1

	TOTAL
For	350
Against	208

STATE OF TEXAS PROPOSITION 3

Vote For 1

	TOTAL
For	462
Against	94

STATE OF TEXAS PROPOSITION 4

Vote For 1

	TOTAL
For	459
Against	102

Summary Results Report

Special Election

November 5, 2019

UNOFFICIAL RESULTS

Lamb County

Pcts #2, #6, #7&8, & #9

STATE OF TEXAS PROPOSITION 5

Vote For 1

	TOTAL
For	486
Against	77

STATE OF TEXAS PROPOSITION 6

Vote For 1

	TOTAL
For	344
Against	215

STATE OF TEXAS PROPOSITION 7

Vote For 1

	TOTAL
For	451
Against	110

STATE OF TEXAS PROPOSITION 8

Vote For 1

	TOTAL
For	395
Against	163

STATE OF TEXAS PROPOSITION 9

Vote For 1

	TOTAL
For	308
Against	245

Pcts #2, #6, #7&8, & #9

STATE OF TEXAS PROPOSITION 10

Vote For 1

	TOTAL
For	524
Against	36

Summary Results Report
Special Election
November 5, 2019

UNOFFICIAL RESULTS

Lamb County

Pcts #3 and #12

STATISTICS

	TOTAL
Registered Voters - Total	0
Ballots Cast - Total	146
Ballots Cast - Blank	0
Voter Turnout - Total	0.00%

STATE OF TEXAS PROPOSITION 1

Vote For 1

	TOTAL
For	38
Against	107

STATE OF TEXAS PROPOSITION 2

Vote For 1

	TOTAL
For	61
Against	80

STATE OF TEXAS PROPOSITION 3

Vote For 1

	TOTAL
For	112
Against	31

STATE OF TEXAS PROPOSITION 4

Vote For 1

	TOTAL
For	132
Against	12

**Summary Results Report
Special Election
November 5, 2019**

UNOFFICIAL RESULTS

Lamb County

Pcts #3 and #12

STATE OF TEXAS PROPOSITION 5

Vote For 1

	TOTAL
For	122
Against	21

STATE OF TEXAS PROPOSITION 6

Vote For 1

	TOTAL
For	81
Against	60

STATE OF TEXAS PROPOSITION 7

Vote For 1

	TOTAL
For	113
Against	30

STATE OF TEXAS PROPOSITION 8

Vote For 1

	TOTAL
For	68
Against	75

STATE OF TEXAS PROPOSITION 9

Vote For 1

	TOTAL
For	70
Against	64

Summary Results Report

Special Election

November 5, 2019

UNOFFICIAL RESULTS

Lamb County

Pcts #3 and #12

STATE OF TEXAS PROPOSITION 10

Vote For 1

	TOTAL
For	130
Against	13

Summary Results Report

Special Election

November 5, 2019

UNOFFICIAL RESULTS

Lamb County

Pcts #4 and #11

STATISTICS

	TOTAL
Registered Voters - Total	0
Ballots Cast - Total	138
Ballots Cast - Blank	0
Voter Turnout - Total	0.00%

STATE OF TEXAS PROPOSITION 1

Vote For 1

	TOTAL
For	59
Against	78

STATE OF TEXAS PROPOSITION 2

Vote For 1

	TOTAL
For	85
Against	50

STATE OF TEXAS PROPOSITION 3

Vote For 1

	TOTAL
For	117
Against	16

STATE OF TEXAS PROPOSITION 4

Vote For 1

	TOTAL
For	121
Against	17

Pcts #4 and #11

STATE OF TEXAS PROPOSITION 5

Vote For 1

	TOTAL
For	125
Against	12

STATE OF TEXAS PROPOSITION 6

Vote For 1

	TOTAL
For	97
Against	40

STATE OF TEXAS PROPOSITION 7

Vote For 1

	TOTAL
For	102
Against	32

STATE OF TEXAS PROPOSITION 8

Vote For 1

	TOTAL
For	87
Against	46

STATE OF TEXAS PROPOSITION 9

Vote For 1

	TOTAL
For	78
Against	55

Pcts #4 and #11

STATE OF TEXAS PROPOSITION 10

Vote For 1

	TOTAL
For	126
Against	10

Pcts #10

STATISTICS

	TOTAL
Registered Voters - Total	0
Ballots Cast - Total	84
Ballots Cast - Blank	0
Voter Turnout - Total	0.00%

STATE OF TEXAS PROPOSITION 1

Vote For 1

	TOTAL
For	27
Against	56

STATE OF TEXAS PROPOSITION 2

Vote For 1

	TOTAL
For	45
Against	35

STATE OF TEXAS PROPOSITION 3

Vote For 1

	TOTAL
For	67
Against	14

STATE OF TEXAS PROPOSITION 4

Vote For 1

	TOTAL
For	76
Against	6

Pcts #10

STATE OF TEXAS PROPOSITION 5

Vote For 1

	TOTAL
For	69
Against	13

STATE OF TEXAS PROPOSITION 6

Vote For 1

	TOTAL
For	38
Against	41

STATE OF TEXAS PROPOSITION 7

Vote For 1

	TOTAL
For	57
Against	25

STATE OF TEXAS PROPOSITION 8

Vote For 1

	TOTAL
For	43
Against	38

STATE OF TEXAS PROPOSITION 9

Vote For 1

	TOTAL
For	42
Against	37

Summary Results Report

Special Election

November 5, 2019

UNOFFICIAL RESULTS

Lamb County

Pcts #10

STATE OF TEXAS PROPOSITION 10

Vote For 1

	TOTAL
For	72
Against	10

MEMORANDUM

TO WHOM IT MAY CONCERN:


REGARDING BALLOTS BY MAIL IN LAMB COUNTY FOR THE SPECIAL ELECTION ON NOVEMBER 5, 2019.

LAMB COUNTY DID NOT ORDER ANY MEDIA USB FLASHDRIVES WHEN ORDERING THE BALLOTS FOR THIS ELECTION, AS ES&S STATED SINCE WE HAVE ALL NEW EQUIPMENT, THEY WOULD SEND MEDIA WITH TRAINING. ES&S WILL FOR FUTURE ELECTIONS MAKE SURE LAMB COUNTY IS PROVIDED WITH MEDIA USB FLASHDRIVES FOR BALLOTS BY MAIL.

ON ELECTION NIGHT LAMB COUNTY ONLY HAD MEDIA USB FLASHDRIVES FOR EARLY VOTING AND ELECTION DAY. THEREFORE, LAMB COUNTY DID NOT HAVE A MEDIA USB FLASHDRIVE FOR BALLOT BY MAIL. CENTRAL COUNTING STATION, COUNTED THE 74 BALLOTS BY MAIL IN THE DS200, ALONG WITH THE ELECTION DAY BALLOTS.

AT 11:20PM RECEIVED A CALL FROM CHRISTIANA WITH SECRETARY OF STATE LEGAL DEPARTMENT REGARDING THE SITUATION WITH THE BALLOTS BY MAIL. SECRETARY OF STATE STATED THAT COUNTING THE BALLOTS BY MAIL IN WITH THE ELECTION DAY BALLOTS WOULD NOT CHANGE THE OUTCOME OF THE ELECTION.

WE WERE ADVISED TO WRITE A REPORT WITH A SUMMARY OF WHAT HAPPENED AND HAVE ALL THE WITNESSES TO SIGN OFF.

TONYA RITCHIE, COUNTY CLERK 

MARISOL MOSLEY, DEPUTY CLERK 

EVA GARCIA, DEPUTY CLERK 

KANDY SCALES, DEPUTY CLERK 

RICKY YANTIS, JUDGE OF CENTRAL COUNTING 

DEAN HOBSON WITH ES&S 